

Haihaisoft DRM-X Tutorials

Protect Multimedia PDF Document



On [DRM-X.com](http://www.DRM-X.com), you can protect multimedia PDF files easily and powerfully. You can use Adobe Acrobat to make the multimedia PDF at first, then protect them on DRM-X.com – the most powerful and comprehensive On-Demand DRM system online. It's very easy. **So let's begin.**

STEP 1

Login your DRM-X account

Go to www.DRM-X.com and click the **My Account** tab on the top menu and input your login email and password to get into your DRM-X control panel. (Please use **IE Explorer**.)

<http://www.drm-x.com/login.aspx>

DRM-X.com

Welcome to www.drm-x.com | [Home](#) | [Register](#)

Sign Into Your Account

Email

Password

Remember My Sign-In Across Browser Restarts

[Forgot Your Password?](#)

If you are a new user and you don't have an account with www.drm-x.com, please register account now.
[Create A New Account Here](#)

DRM Enables You:

- [Support PDF and All Major](#)
- [Total Control Your Digital C](#)
- [Secure Streaming and Dow](#)
- [Monthly or Annual Pricing F](#)
- [Powerful Online Control Pa](#)
- [Free and Powerful Client S](#)
- [Protect Files Online \(speed](#)
- [Block Capture and Maliciou](#)
- [Integrate with your website](#)

“Your sophistication looks far more expensive than the price too! I wasted so much time with other multimedia protector and other multimedia protector looking for.”
- DRM-X Customer **DUNCAN SCOTT**

STEP 2

Get into the page of Protect Multi PDF

1. Click the third button – ***Protect Multi PDF (with Flash/Video)***

DRM-X Account Home

Welcome to DRM-X Account, your control panel for protecting, publishing, and selling Audio/Video and PDF documents.

[Protect Audio/Video \(All Major Formats\)](#) [Protect Plain PDF \(Without Media\)](#) [Protect Media PDF \(With Flash/Video\)](#) [Protect SWF Flash Movie](#)

[Buy Now](#) [Buy Now](#) [Buy Now](#) [Buy Now](#)

Account Information

Account ID	d02c810c-2d
Balance	999.90USD
Renew Service	Renew Service Now Monthly Subscription. Your pay due date is on 24 of every month.
License Information	Your monthly fee includes 1600 free licenses. You have sent 44 free licenses.

Selected Package:

[Business 5](#) [Select another package here](#)

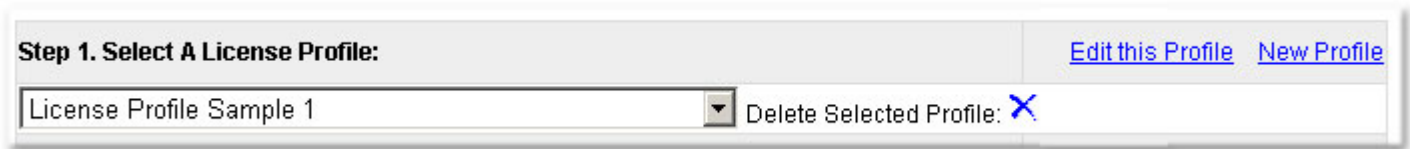
2. Install the ActiveX controller automatically.

IF it is the first time you come to this page, it will cost some seconds for downloading and installing the ActiveX controller for protecting the files.

It will pop up a note that if you want to install the ActiveX controller. Please click the ***Install*** button.

3. Follow steps in the new page to protect your files

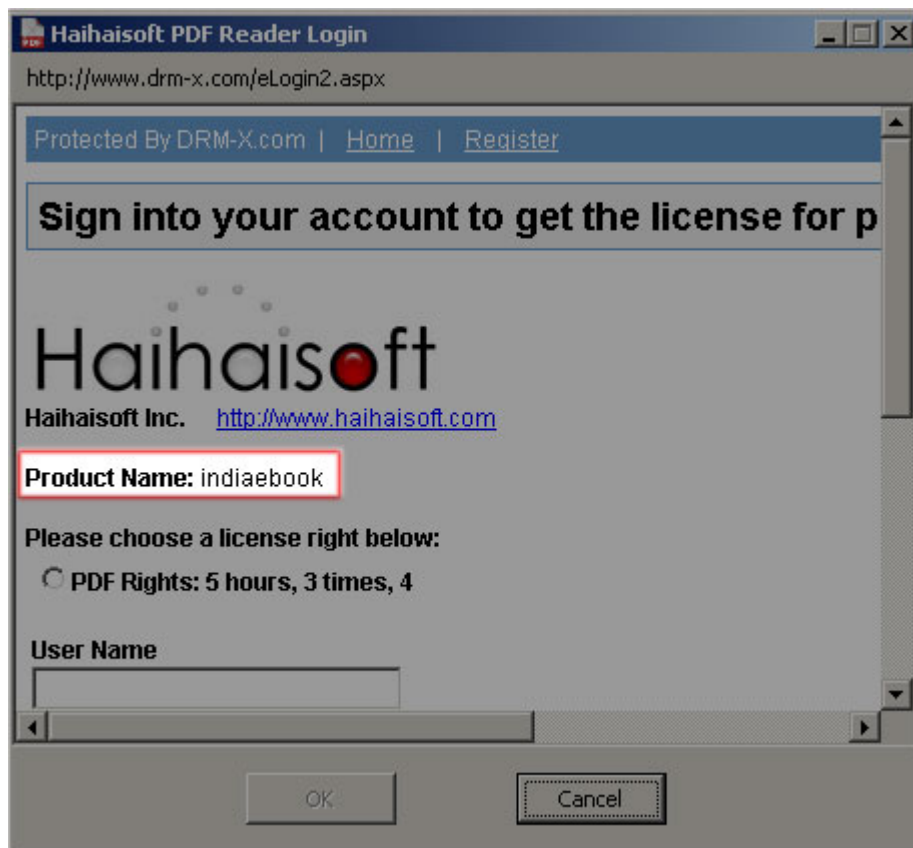
Step1. Select a License Profile.



There is a default License Profile, you can also edit the profile or create a new profile for protecting the PDF files.

The end users need to get different license for open the files protecting by different License Profiles. The end users have to get different licenses for opening the files encrypted by different profiles.

The License Profile name will be shown on the Login Popup window when the users open the encrypted file. Likes below:



Step2. Add License Right to the License Profile.

Step 2. Rights of the selected License Profile:					New Right
Right Name	Price	Right Details	Edit Right	Delete	
Right1: \$100 for playing 100times	100	Details	Edit Right	X	
Rights2: \$10USD for playing 3 times	10	Details	Edit Right	X	

You can add some Rights for the License Profile. Click the **New Right** link on the top left to create new Right. You can set the features of Rights name, Price of the Right, Play count limitation, Expiration and so on for the Right.

The Rights name will also be shown on the login window for users to choose:



When the Right the user got is expired or the play count is up to the limitation, he has to get another one if he wants to play the file any longer.

Step3. Select which User Group can access this License Profile.

Step 3. Which User Group can access this License Profile					New User Group
Select	Group Name	Edit Group	View Users	Delete	
<input checked="" type="checkbox"/>	123	Edit Group	Manage its Users	X	
<input checked="" type="checkbox"/>	Default User Group4	Edit Group	Manage its Users	X	
<input type="checkbox"/>	Hay & Company	Edit Group	Manage its Users	X	
<input type="checkbox"/>	Video Guider User Group	Edit Group	Manage its Users	X	

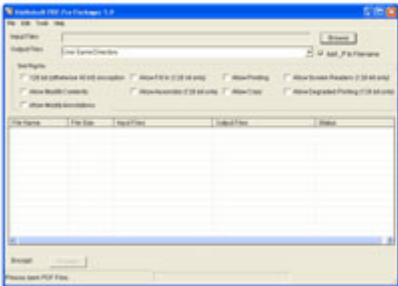
After you selected Groups, click here to

The users belong to the group you don't chosen here will not be able to open the file protected by this License Profile. So you can limit the access range of your users by this feature. [See the tutorial](#)

Don't forget to click the **Apply** button after you choose the group.

Step4. Protect PDF with Adobe's Basic Rights

Step 4. Protect PDF with Adobe's Basic Rights



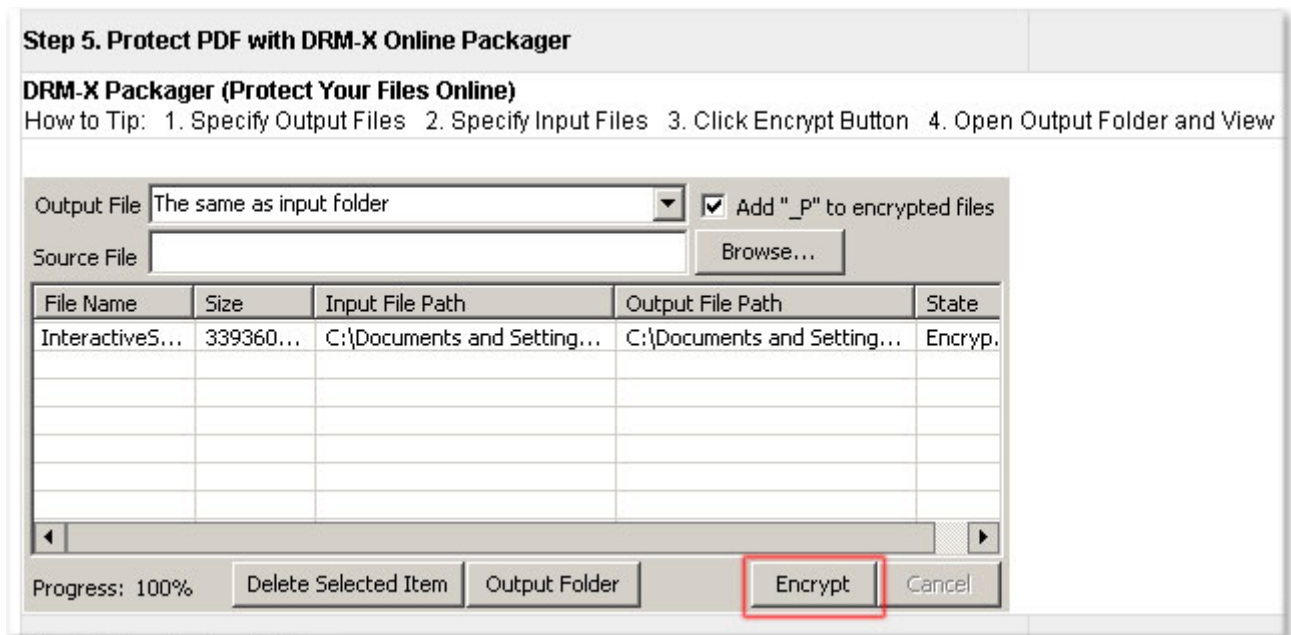
[Download Haihaisoft PDF Pre Packager](#)

Protect your PDF with Haihaisoft PDF Pre Packager to apply Adobe's PDF basic rights, like set Allow Printing, Allow Copy.

If you don't allow your users to print or copy the content of your files when they read, please download the Haihaisoft PDF Pre Packager to protect the files at first. Then go back to the page here to protect the files.

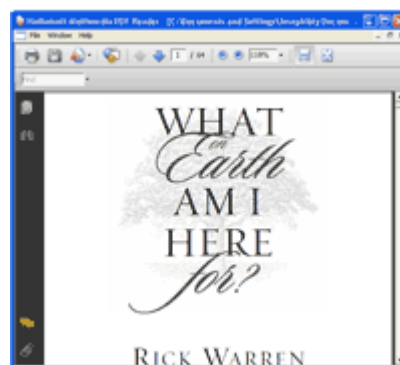
You can also make these two limitations when you create the PDF file with Adobe Acrobat.

Step5. Protect PDF with DRM-X Online Packager



- i. Specify output files
- ii. Input the files you need to protect. You can encrypt lots of files at a time.
- iii. Click the **Encrypt** button
- iv. The number of progress will be 100% when it is finished.

Step6. View the Protected files



Download **Haihaisoft Multimedia PDF Reader** to open the encrypted files. [See the tutorial of Haihaisoft Multimedia PDF Reader.](#)

Related Links:

[Haihaisoft Multimedia PDF Reader Tutorial](#)

[Haihaisoft DRM-X Introduction](#)

[DRM-X Plugin for Joomla tutorial](#)

[How to use DRM-X on Joomla?](#)

[How do my users pay me on DRM-X?](#)

[How to setup my users?](#)

[How to prevent the password from being passed around?](#)

[Which rights can I set in DRM-X Account?](#)

[What're the business scenarios can DRM-X support?](#)